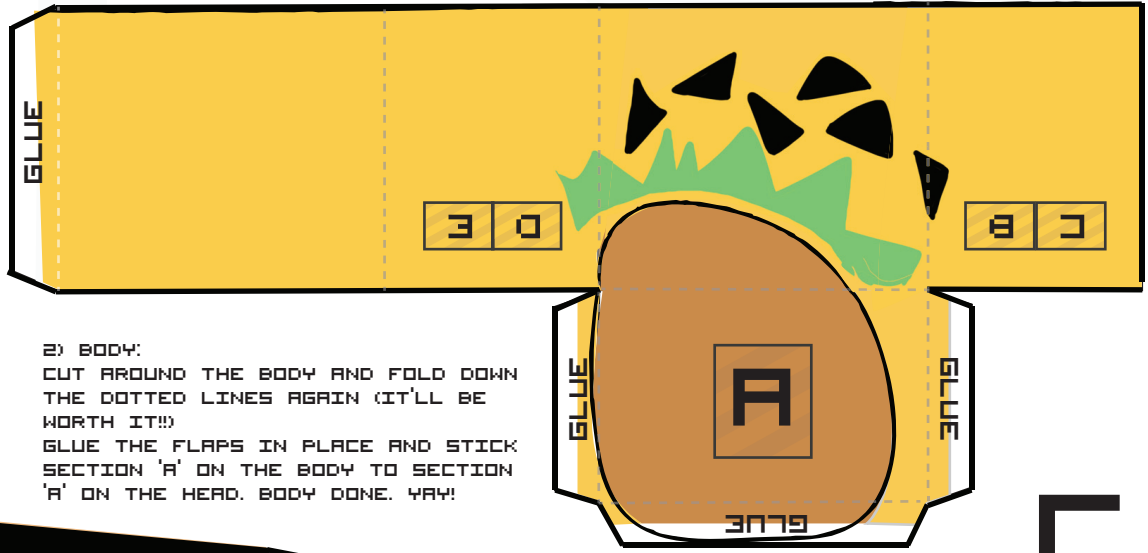




FOLD

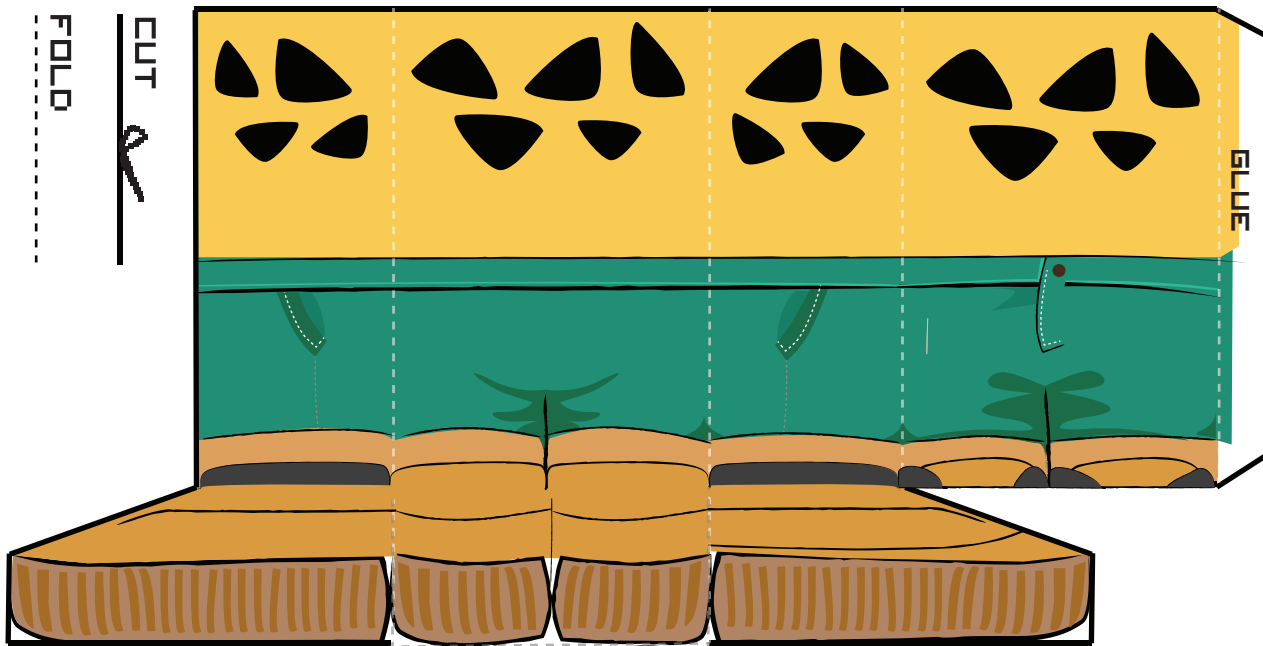
CUT



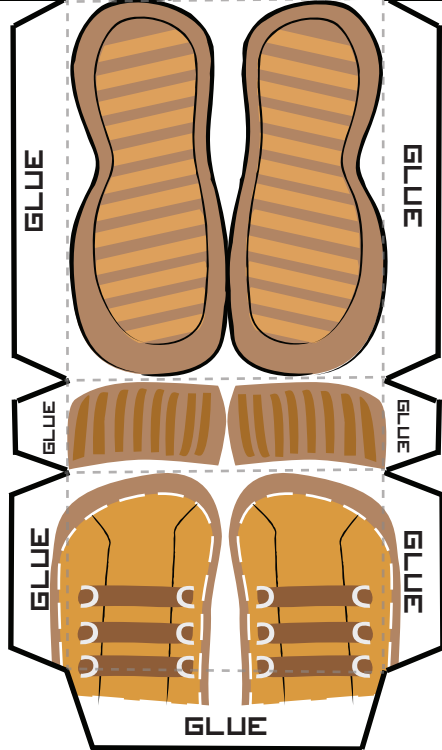
2) BODY:
CUT AROUND THE BODY AND FOLD DOWN
THE DOTTED LINES AGAIN (IT'LL BE
WORTH IT!!)
GLUE THE FLAPS IN PLACE AND STICK
SECTION 'A' ON THE BODY TO SECTION
'A' ON THE HEAD. BODY DONE. YAY!

1) HEAD:
CUT AROUND THE HEAD (CAREFUL NOT TO CUT THE
FLAPS OFF) AND FOLD DOWN THE DOTTED LINES
CUT SLITS ALONG THE SOLID LINES
GLUE ALL THE FLAPS IN PLACE AND THE BEAUTIFUL
HEAD'S READY!

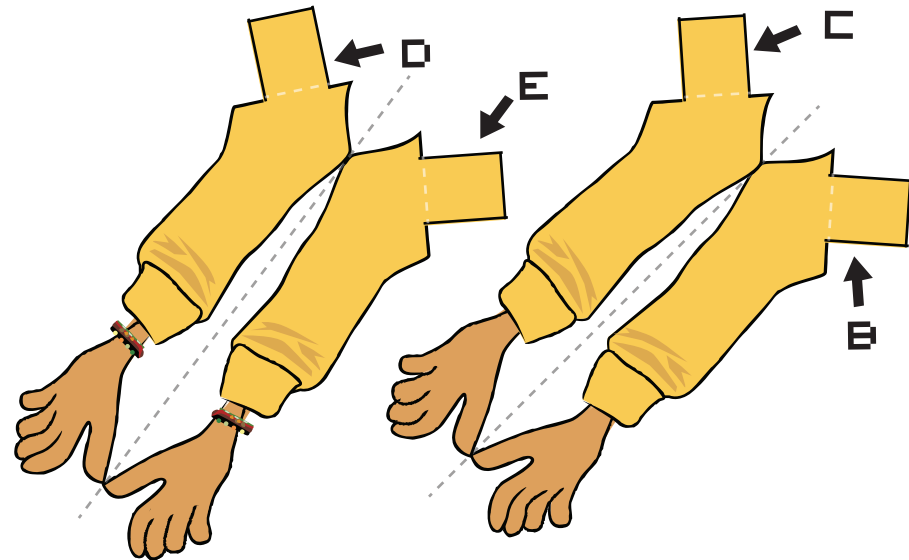
LET'S GOH-PHONYE



3) LEGS AND FEET:
 CUT AROUND THE LEGS
 AND FEET, FOLD DOWN
 THE DOTTED LINES AND
 GLUE THE FLAPS IN
 PLACE
 SLIDE THE LEGS AND
 FEET INTO THE BOTTOM
 OF THE BODY. WOOP!
 YOU'RE DONE!



4) ARMS:
 CUT OUT, GLUE, AND FOLD
 STICK SECTION 'B' ON ONE ARM TO SECTION 'B' ON THE BODY (STILL
 WITH ME?) STICK SECTION 'C' ON THE OTHER ARM TO SECTION 'C' ON
 THE BODY. NEARLY THERE GUYS :P



FOLD

CUT



5) HAIR:
CUT OUT, GLUE, AND FOLD
SLIDE THE HAIR INTO THE SLITS YOU MADE
IN THE HEAD

